


Spécialiste des véhicules électriques
vélo électrique, pièces détachées, accessoires, kit transformation



Prix de gros depart de Chine ou de Hong-kong

 <p style="text-align: right;">bht-0030</p>	<p>15\$ 5-50 PCS 12\$ -100PCS 8\$ +100PCS 6\$</p>
<p>This is a rear trunk for a gas or electric scooter. This item includes all hardware necessary for mounting. RED BLUE</p>  <p style="text-align: right;">bht-00</p>	<p>5-50 PCS \$ -100PCS \$ + 100PCS \$</p>
<p>FEU AVANT A LED + CLAXO + SPEEDOMETRE LCD + JAUGE BATTERIE 24/36V</p> 	




5\$
 5-50 PCS
 -100PCS
 + 100PCS

bht-00

2 - 3 - 4 - 5 Wire Ignition Switch

Specifications 2 Wire Ignition Switch with 2 keys.

NOTE: Key removable in off position only.



5\$
 5-50 PCS
 -100PCS
 + 100PCS

bht-00

INLINE Charging Port (3 Pin)

3 pin INLINE charger port with 10 inches of wire attached.



5\$
 5-50 PCS
 -100PCS
 + 100PCS

bht-00

PC Style Charging Port (3 Pin)

PC Style charging port with 3 pins and 10 inches of wire with modular connector.

Includes charging port cover as shown in picture.

:



bht-00

3 Pin INLINE Plug
 3 pin INLINE battery charger plug with solder connections

5\$
 5-50 PCS
 -100PCS
 + 100PCS



bht-00

2 Pin Modular Connector
 Electrical Parts - 102300
 Shipping Weight: 0.1 lbs.
 Includes both male and female plastic connectors and metal pins.



bht-00

3 Pin Modular Connector
 Electrical Parts - 102302
 Shipping Weight: 0.1 lbs.
 Includes both male and female plastic connectors and metal pins.



bht-00

4 Pin Modular Connector
 Electrical Parts - 102304
 Shipping Weight: 0.1 lbs.
 Includes both male and female plastic connectors and metal pins.

1\$
 5-50 PCS
 -100PCS
 + 100PCS




bht-00

6 Pin Modular Connector

Electrical Parts - 102306

Includes both male and female plastic connectors and metal pins.



bht-00

9 Pin Modular Connector



bht-005

Outer Diameter: 140mm / 5-1/2 inches

Inner Diameter: 54mm / 2-1/8 inches

54 Tooth Sprocket for 8mm (T8F) Chain

Shipping Weight: 1.5 lbs.

9\$

5-50 PCS

-100PCS

+100PCS 2\$



bht-005

Outer Diameter: 165mm / 6-3/8 inches

Inner Diameter: 54mm / 2-1/8 inches

63 Tooth Sprocket for 8mm (T8F) Chain




Shipping Weight: 1.3 lbs.




9\$





5-50 PCS




-100PCS

+100PCS 2\$





 <p>bht-00</p> <p>Axle adjuster for rear wheel of electric or gas scooter. 10mm inner diameter hole for axle.</p>	<p>3\$</p> <p>5-50 PCS</p> <p>-100PCS</p> <p>+100PCS</p>
 <p>bht-00</p> <p>Dimensions Rotor Dimensions Outer Diameter: 2-3/4" / 70mm Inner Diameter: 1-3/8" / 35mm Brake Housing Outer Diameter: 3-1/2" / 89mm</p>	<p>9\$</p> <p>5-50 PCS</p> <p>-100PCS</p> <p>+100PCS</p>
 <p>bht-00</p> <p>Rotor Dimensions Outer Diameter: 2-3/8" / 60mm Inner Diameter: 1-3/8" / 35mm Brake Housing Outer Diameter: 3-1/8" / 79mm</p>	<p>8\$</p> <p>5-50 PCS</p> <p>-100PCS</p> <p>+100PCS</p>





 <p>bht-00</p> <p>Rotor Dimensions Outer Diameter: 3-1/2" / 90mm Inner Diameter: 1-3/8" / 35mm Brake Housing Outer Diameter: 4-1/2" / 114mm</p>	<p>9\$ 5-50 PCS -100PCS +100PCS</p>
 <p>bht-00</p> <p>Disc Brake Caliper (Right)</p> <p>Designed for use with 120mm, 140mm and 160mm disk brake rotors.</p>	<p>9\$ 5-50 PCS -100PCS +100PCS</p>
 <p>bht-00</p> <p>120mm disk brake rotor with 3 hole mounting pattern. Direction indicator arrow on surface of rotor. Outer Diameter: 120mm Inner Diameter: 26mm Thickness: 3mm Bolt hole spacing: 33mm</p>	<p>9\$ 5-50 PCS -100PCS +100PCS</p>




 <p>bht-00</p> <p>160mm disk brake rotor with 6 hole mounting pattern. Outer Diameter: 160mm Inner Diameter: 38mm Thickness: 2mm Bolt Pattern: 6 bolt holes, 49mm diagonal spacing</p>	<p>9\$ 5-50 PCS -100PCS +100PCS</p>
 <p>bht-00</p> <p>Chain is 13" long folded in half. 8mm chain has a 5/16" spacing between each link.</p>	<p>7\$ 5-50 PCS -100PCS +100PCS 1,80\$</p>
 <p>bht-004</p> <p>#25 chain has a 1/4" spacing between each link and is approximately 1/4" wide</p>	<p>7\$ 5-50 PCS -100PCS +100PCS 1,5\$</p>
 <p>bht-00</p> <p>Specifications Pin Spacing: 12.7mm / 1/2 inch Chain is 24 inches long folded in half. Includes one master link. 428 chain has a 1/2 inch spacing between each link.</p>	<p>15\$ 5-50 PCS -100PCS +100PCS</p>




 <p style="text-align: center;">bht-00</p> <p>Specifications (45 Links) Chain is 22-1/2 inches long folded in half. Includes one master link. 420 chain has a 1/2 inch spacing between each link. Dimensions Pin Spacing: 12.7mm / 1/2 inch Roller Diameter: 7.7mm / 0.30 inches</p>	<p>15\$ 5-50 PCS -100PCS +100PCS</p>
 <p style="text-align: center;">bht-00</p> <p>Outer Diameter: 1.0" / 25mm Inner Diameter: 0.315" / 8mm This 11 tooth sprocket fits most MY1016 style electric scooter motors. This sprocket is designed for use with #25 chain.</p>	<p>6\$ 5-50 PCS -100PCS +100PCS</p>
 <p style="text-align: center;">bht-006</p> <p>Mounting Bracket for 250 / 450 Watt GEARED Motor (Style: MY1018Z)</p>	<p>10\$ 5-50 PCS -100PCS +100PCS 1,5\$</p>

 <p>bht-00500</p> <p>MOTEUR BRUSHLESS TYPE PHANTOM 24/36V 250/300W 48v 1000w</p>	<p>5-50 PCS 102 \$</p> <p>-100PCS 89 \$</p> <p>+ 100PCS 80 \$</p>
 <p>bht-00300</p> <p>MOTEUR BRUSHLESS 24/36V 250/300W</p>	<p>5-50 PCS 122 \$</p> <p>-100PCS 92 \$</p> <p>+ 100PCS 82 \$</p>
 <p>bht-00300</p> <p>MOTEUR BRUSHLESS AVEC BOITE REDUCTION 24/36V 250/300W</p>	<p>5-50 PCS 122 \$</p> <p>-100PCS 99 \$</p> <p>+ 100PCS 82 \$</p>
 <p>bht-00300a</p> <p>MOTEUR BRUSHLESS AVEC BOITE REDUCTION 24/36V 250/300W</p>	<p>5-50 PCS 122 \$</p> <p>-100PCS 99 \$</p> <p>+ 100PCS 82 \$</p>
 <p>bht-0068</p> <p>MY1016 24 Volt, 250 Watt, 2650 RPM, 13.7 Amp, permanent-magnet motor. 11 tooth sprocket for #25 chain. 12 gauge power leads with standard 1/4" push-in connectors. Mounting bracket measures 4-1/2" x 2-1/8" with 4 threaded mounting holes.</p>	<p>35\$</p> <p>10-50 PCS 28\$</p> <p>-100PCS 22\$</p> <p>+100PCS 15\$</p>

 <p>bht-00 MY1016Z3 24 Volt, 350 Watt, 3000 RPM, 18.7 Amp, permanent-magnet motor. 9 tooth sprocket for 1/2" x 1/8" pitch chain. 12 gauge power leads. Gear Ratio: 88:9 (9.778)</p>	<p>60\$ 5-50 PCS -100PCS +100PCS</p>
 <p>bht-00 MY1016 24 Volt, 350 Watt, 2650 RPM, 19.2 Amp, permanent-magnet motor.11 tooth sprocket for #25 chain. 12 gauge power leads with standard 1/4" push-in connectors. Mounting bracket measures 4-1/2" x 2-1/8" with 4 threaded mounting holes.</p>	<p>28\$ 5-50 PCS -100PCS +100PCS</p>
 <p>bht-00 MY1016 36 Volt, 350 Watt, 2500 RPM, 11.5 Amp, permanent-magnet motor. 11 tooth sprocket for #25 chain. 12 gauge power leads with standard 1/4" push-in connectors. Mounting bracket measures 4-1/2" x 2-1/8" with 4 threaded mounting holes.</p>	<p>45\$ 5-50 PCS -100PCS +100PCS</p>
 <p>bht-00110 MY1018Z 24 Volt, 450 Watt, 3000 RPM, 24.0 Amp, permanent-magnet motor. 9 tooth sprocket for 1/2" x 1/8" pitch chain. 12 gauge power leads Gear Ratio: 79:11 (7.182)</p>	<p>60\$ 10-50 PCS 39\$ -100PCS 28\$ +100PCS 22\$</p>







 <p>bht-00110 MY1020 24 Volt, 500 Watt, 2500 RPM, 27.4 Amp, permanent-magnet motor. 11 tooth sprocket for #25 chain. 12 gauge power leads Motor Dimensions: 4-1/4" W x 5-1/2" L not including shaft. 4-1/4" W x 6-1/2" L including shaft.</p>	<p>56\$ 10-50 PCS 36\$ -100PCS 26\$ +100PCS 20\$</p>
 <p>bht-00</p>	<p>60\$ 5-50 PCS -100PCS +100PCS</p>
 <p>bht-00 6MY1020Z3 36 Volt, 600 Watt, 3300 RPM Non-Gear Reduced / 480 RPM Gear Reduced, 21.3 Amp, permanent-magnet motor. 10 tooth sprocket for #420 chains. 12 gauge power leads. Gear Ratio: 60:9 (6.67) Mounting bracket measures 4-3/4" x 2-7/8" with 4 mounting holes. Mounting holes 4" center to center across and 2-1/4" center to center across</p>	<p>80\$ 5-50 PCS -100PCS +100PCS</p>
 <p>bht-00 Front rim with 3 curved spokes designed for use with all 12-1/2" tires. Features Accepts all 12-1/2" tires and tubes. Designed for use with the 6001Z bearings.</p>	<p>12\$ 5-50 PCS -100PCS +100PCS</p>





 <p>bht-004.5 Clutch / Free Wheel</p> <p>Outer Diameter: 3 inches Inner Diameter: 1-3/8 inches</p>	<p>4\$ 5-50 PCS -100PCS +100PCS 1,5\$</p>
 <p>bht-004 16 Tooth Sprocket / Freewheel</p> <p>This 16 tooth sprocket / freewheel is suited for use with 1/2" x 1/8" pitch bicycle chain. Fits all 1-3/8 inch outer diameter scooter and bike threaded wheel hubs.</p> <p>Outer Diameter: 2-3/4 inches Inner Diameter: 1-3/8 inches</p>	<p>7\$ 5-50 PCS -100PCS +100PCS 1,5\$</p>
 <p>bht-00 CT-900D Controller for Sea Scooter (12 Volt)</p> <p>Rated Voltage: 12 Volts Maximum Current: 12 Amps Usable Motor: 90 - 200 Watts Under Voltage Protection: 10.0 Volts Suitable for Electric Charger = 1.0 Amps s.</p>	<p>10\$ 5-50 PCS -100PCS +100PCS</p>

 <p style="text-align: center;">bht-00</p> <p>Operating Range: 12 ~ 14.4 Volts Current Range: 3.8 ~ 13.8 Amps Speed (RPM): 17600 (At Max Efficiency) Output: 198.81 Watts Motor Length: 3-15/16" / 100 mm Motor Diameter: 1-11/16" / 42 mm Motor Shaft Length: 13/16" / 20mm Motor Shaft Diameter: 3/16" / 5mm</p>	<p>200 Watt - 12 Volt Sea Scooter Motor</p> <p>40\$</p> <p>5-50 PCS -100PCS +100PCS</p>
 <p style="text-align: center;">bht-00</p> <p>4-1/2" aluminum rear rim</p> <p>Features</p> <p>Accepts all 9" x 3.5" x 4" tires and tubes. Dual threaded rear hub for freewheel and band brake. Two piece split rim design. Designed for use with the 6000Z bearings.</p>	<p>4-1/2 in. Aluminum Rear Rim</p> <p>14\$</p> <p>5-50 PCS -100PCS +100PCS</p>
 <p style="text-align: center;">bht-00</p> <p>4-1/2 in. Aluminum Front Rim</p> <p>4-1/2" aluminum front rim</p> <p>Features</p> <p>Accepts all 9" x 3.5" x 4" tires and tubes. Two piece split rim design. Designed for use with the 6000Z bearings.</p>	<p>4-1/2 in. Aluminum Front Rim</p> <p>14\$</p> <p>5-50 PCS -100PCS +100PCS</p>

 <p style="text-align: right;">bht-0059</p> <p>Front Wheel Assembly (Currie) Includes rim, tire, tube, black band brake assembly, axle, and nut</p> <p>Front wheel assembly for Razor Includes rim, 3.00-4 tire and tube, & bearings.</p>	<p>33\$</p> <p>5-50 PCS 28\$</p> <p>-100PCS 16\$</p> <p>+100PCS 12\$</p>
 <p style="text-align: right;">bht-0074</p> <p>Rear Wheel Assembly Includes rim, tire, tube, black band brake assembly, chain sprocket, axle, axle spacers and nut</p> <p>3.00-4 Rear Wheel Assembly including 3.00-4 tire, 3.00-4 inner tube, rear rim, #25 chain sprocket, and wheel bearings</p>	<p>39\$</p> <p>5-50 PCS 29\$</p> <p>-100PCS 18\$</p> <p>+100PCS 15\$</p>
 <p style="text-align: right;">bht-0040</p> <p>Front Wheel Assembly 12-1/2" x 2-1/4" complete rear wheel assembly with curved spokes includes rim, tire, and tube. Axle, bearings, sprocket, and brake drum not included.</p>	<p>39\$</p> <p>20-50 PCS 18\$</p> <p>-100PCS 14\$</p> <p>+100PCS 10\$</p>

 <p style="text-align: right;">bht-0055</p> <p>Rear Wheel Assembly 12-1/2" x 2-1/4" complete rear wheel assembly with curved spokes includes rim, tire, and tube. Axle, bearings, sprocket, and brake drum not included.</p>	<p>39\$ 20-50 PCS 26\$ -100PCS 18\$ +100PCS 12\$</p>
 <p style="text-align: right;">bht-008</p>	<p>CAPTEUR PAS 24/36V 250/300W</p> <p>+ 100PCS 3\$</p>
 <p style="text-align: right;">bht-00</p> <p>POIGNEE + GAUGE BATTERIE + BOUTON CLAXON 24/36V 250/300W</p>	<p>5-50 PCS -100PCS + 100PCS</p>
 <p style="text-align: right;">bht-00</p> <p>POIGNEE + GAUGE BATTERIE 24/36V 250/300W</p>	<p>5-50 PCS -100PCS + 100PCS</p>
 <p style="text-align: right;">bht-0016</p> <p>Fits standard 7/8" OD handlebars and cable is approximately 50" long with four push-in connectors. Throttle has 3 LED indicator lights. One LED is for power status and the other two LED indicator lights are for battery status.</p>	<p>1 10\$ 5-50 PCS 8\$ -100PCS 6\$ +100PCS 4\$</p>

 <p>bht-007</p>	<p>5-50 PCS 9\$ -100PCS 6\$ + 100PCS 5\$</p>
 <p>bht-007 POIGNEE SIMPLE 24/36V 250/300W</p>	<p>+ 100PCS 3\$</p>
 <p>bht-00 CONTROLLEUR BRUSHLESS 24/36V 250/300W</p>	<p>5-50 PCS 44\$ -100PCS 25\$ + 100PCS 19\$</p>
 <p>bht-00 36v 500w controller has 8 connectors.Model YK40-3 Yi-Yun</p>	<p>5-50 PCS -100PCS +100PCS</p>
 <p>bht-0028 24 volt controller has 8 connectors.T2430 T3630D</p>	<p>22\$ 5-50 PCS 16\$ -100PCS 10\$ +100PCS 6\$</p>
 <p>bht-0026 24 volt controller has 8 connectors</p>	<p>20\$ 5-50 PCS 16\$ -100PCS 10\$ +100PCS 6\$</p>

 <p>bht-001200</p> <p>BATTERY LifEp04 36V 10A AVEC PORTE BAGAGE + FEU ARRIERE + EMBLACEMENT CONTROLLEUR</p>	<p>5-50 PCS 350\$ -100PCS 299\$ + 100PCS 270\$</p>
 <p>bht-0095</p> <p>12 Volt / 12 Amp Hour Length:151mm / 6" Width: 99mm / 3-7/8" Height: 94mm / 3-3/4" Total Height (with terminals): 101mm / 4" Weight: Approx. 4.25 kgs (9.37 lbs)</p>	<p>25\$ 5-50 PCS 20\$ -100PCS 18\$ +100PCS 15\$</p>
 <p>bht-0032</p> <p>12 Volt / 4.5Amp Hour Length:90mm / 3-1/2" Width: 70mm / 2-3/4" Height: 101mm / 4" Total Height (with terminals): 107mm / 4-1/4" Weight: Approx. 1.72 kgs (3.8 lbs)</p>	<p>14\$ 5-50 PCS 12 -100PCS 10 +100PCS 6</p>
 <p>bht-00110</p> <p>12 Volt / 18 Amp Hour Length:181mm / 7-1/8" Width: 76mm / 3" Height: 168mm / 6-5/8" Total Height (with terminals): 168mm / 6-5/8" Weight: Approx. 6.5 kgs (14.32 lbs)</p>	<p>60\$ 5-50 PCS 45\$ -100PCS 35\$ +100PCS 25\$</p>

 <p style="text-align: center;">Front Axle</p> <p>Axle Length: 5-3/4 in. (146mm) Axle Diameter: 15/32 in. (12mm) Axle Thread Area: 3/4 in. (19mm)</p>	 <p style="text-align: center;">Rear Axle</p> <p>Axle Length: 6-5/8 in. (168mm) Axle Diameter: 15/32 in. (12mm) Axle Thread Area: 3/4 in. (19mm)</p>	<p>5\$ 5-50 PCS -100PCS +100PCS</p>
 <p style="text-align: center;">36 48 Volt INLINE Charger FAN COOLED</p>		<p>40\$ 5-50 PCS -100PCS +100PCS</p>
 <p>24 36 48 Volt Charger</p> <p style="text-align: right;">bht-0025</p>		<p>25\$ 5-50 PCS 20\$ -100PCS 10\$ +100PCS 5\$</p>