




Spécialiste des véhicules électriques
vélo électrique, pièces détachées, accessoires, kit transformation



Prix de gros depart de Chine ou de Hong-kong
Wholesale price

| | |
|---|--|
|  <p style="text-align: right;">bht-0030YO</p> | <p>1PCS 15\$ 5-50 PCS 12\$ -100PCS 8\$ +100PCS 6\$</p> |
| <p>This is a rear trunk for a gas or electric scooter. This item includes all hardware necessary for mounting. RED BLUE</p>  <p style="text-align: right;">bht-0045LAN</p> <p>FEU AVANT A LED + CLAXO + SPEEDOMETRE LCD + JAUGE BATTERIE 24/36V</p> | <p>1PCS 39\$ 5-50 PCS 22 \$ -100PCS 18 \$ + 100PCS 12 \$</p> |
|  | |

| | |
|---|--|
|  <p>bht-00 2 - 3 - 4 - 5 Wire Ignition Switch Specifications 2 Wire Ignition Switch with 2 keys. NOTE: Key removable in off position only.</p> | <p>1PCS 5\$ 5-50 PCS -100PCS + 100PCS</p> |
|  <p>bht-00 INLINE Charging Port (3 Pin) 3 pin INLINE charger port with 10 inches of wire attached.</p> | <p>1PCS 5\$ 5-50 PCS -100PCS + 100PCS</p> |
|  <p>bht-00 PC Style Charging Port (3 Pin) PC Style charging port with 3 pins and 10 inches of wire with modular connector. Includes charging port cover as shown in picture.</p> | <p>1PCS 5\$ 5-50 PCS -100PCS + 100PCS</p> |



bht-00

1PCS 5\$
 5-50 PCS
 -100PCS
 + 100PCS

3 Pin INLINE Plug
 3 pin INLINE battery charger plug with solder connections

| | | | |
|--|--------------------------------|--------------------------------|--|
| <p>bht-002 Pin Modular Connector</p> | <p>3 Pin Modular Connector</p> | <p>4 Pin Modular Connector</p> | <p>1PCS 1\$ 5-50 PCS -100PCS + 100PCS</p> |
| <p>6 Pin Modular Connector</p> | <p>9 Pin Modular Connector</p> | | |

Includes both male and female plastic connectors and metal pins.






bht-005YO





Outer Diameter: 140mm / 5-1/2 inches
 Inner Diameter: 54mm / 2-1/8 inches




54 Tooth Sprocket for 8mm (T8F) Chain
 Shipping Weight: 1.5 lbs.

1PCS 9\$
 5-50 PCS
 -100PCS
 +100PCS 2\$





| | |
|--|---|
|  <p>bht-005YO</p> <p>Outer Diameter: 165mm / 6-3/8 inches Inner Diameter: 54mm / 2-1/8 inches</p> <p>63 Tooth Sprocket for 8mm (T8F) Chain</p> <p>Shipping Weight: 1.3 lbs.</p> | <p>1PCS 9\$ 5-50 PCS -100PCS +100PCS 2\$</p> |
|  <p>bht-00YO</p> <p>Axle adjuster for rear wheel of electric or gas scooter. 10mm inner diameter hole for axle.</p> | <p>1PCS 3\$ 5-50 PCS -100PCS +100PCS</p> |
|  <p>bht-00YO</p> <p>Dimensions Rotor Dimensions Outer Diameter: 2-3/4" / 70mm Inner Diameter: 1-3/8" / 35mm Brake Housing Outer Diameter: 3-1/2" / 89mm</p> | <p>1PCS 9\$ 5-50 PCS -100PCS +100PCS</p> |





| | |
|--|--|
|  <p style="text-align: center;">bht-00YO</p> <p>Rotor Dimensions Outer Diameter: 2-3/8" / 60mm Inner Diameter: 1-3/8" / 35mm Brake Housing Outer Diameter: 3-1/8" / 79mm</p> | <p>1PCS 8\$</p> <p>5-50 PCS</p> <p>-100PCS</p> <p>+100PCS</p> |
|  <p style="text-align: center;">bht-00YO</p> <p>Rotor Dimensions Outer Diameter: 3-1/2" / 90mm Inner Diameter: 1-3/8" / 35mm Brake Housing Outer Diameter: 4-1/2" / 114mm</p> | <p>1PCS 9\$</p> <p>5-50 PCS</p> <p>-100PCS</p> <p>+100PCS</p> |
|  <p style="text-align: center;">bht-00YO</p> <p>Disc Brake Caliper (Right)</p> <p>Designed for use with 120mm, 140mm and 160mm disk brake rotors.</p> | <p>1PCS 9\$</p> <p>5-50 PCS</p> <p>-100PCS</p> <p>+100PCS</p> |

| | |
|---|--|
|  <p style="text-align: center;">bht-00YO</p> <p>120mm disk brake rotor with 3 hole mounting pattern. Direction indicator arrow on surface of rotor. Outer Diameter: 120mm Inner Diameter: 26mm Thickness: 3mm Bolt hole spacing: 33mm</p> | <p>1PCS 9\$ 5-50 PCS -100PCS +100PCS</p> |
|  <p style="text-align: center;">bht-00YO</p> <p>160mm disk brake rotor with 6 hole mounting pattern. Outer Diameter: 160mm Inner Diameter: 38mm Thickness: 2mm Bolt Pattern: 6 bolt holes, 49mm diagonal spacing</p> | <p>1PCS 9\$ 5-50 PCS -100PCS +100PCS</p> |
|  <p style="text-align: center;">bht-00</p> <p>Chain is 13" long folded in half. 8mm chain has a 5/16" spacing between each link.</p> | <p>1PCS 7\$ 5-50 PCS -100PCS +100PCS 1,80\$</p> |
|  <p style="text-align: center;">bht-004YO</p> <p>#25 chain has a 1/4" spacing between each link and is approximately 1/4" wide</p> | <p>1PCS 7\$ 5-50 PCS -100PCS +100PCS 1,5\$</p> |

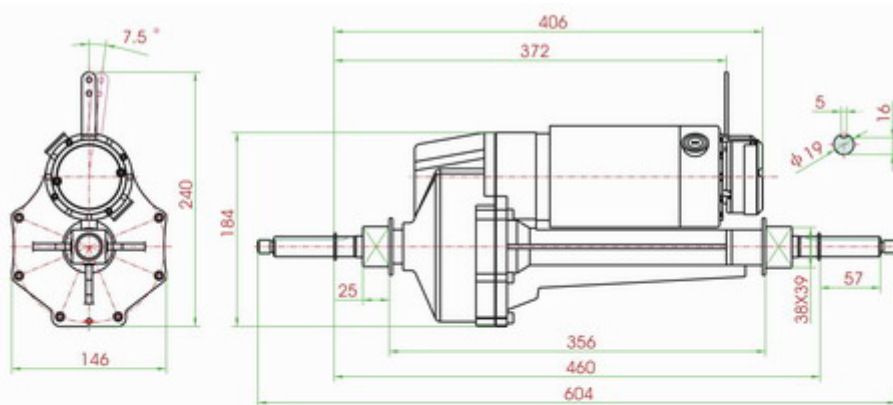
| | |
|--|---|
|  <p style="text-align: center;">bht-00</p> <p>Specifications Pin Spacing: 12.7mm / 1/2 inch Chain is 24 inches long folded in half. Includes one master link. 428 chain has a 1/2 inch spacing between each link.</p> | <p>1PCS 15\$ 5-50 PCS -100PCS +100PCS</p> |
|  <p style="text-align: center;">bht-00</p> <p>Specifications (45 Links) Chain is 22-1/2 inches long folded in half. Includes one master link. 420 chain has a 1/2 inch spacing between each link. Dimensions Pin Spacing: 12.7mm / 1/2 inch Roller Diameter: 7.7mm / 0.30 inches</p> | <p>1PCS 15\$ 5-50 PCS -100PCS +100PCS</p> |
|  <p style="text-align: center;">bht-00Y</p> <p>Outer Diameter: 1.0" / 25mm Inner Diameter: 0.315" / 8mm This 11 tooth sprocket fits most MY1016 style electric scooter motors. This sprocket is designed for use with #25 chain.</p> | <p>1PCS 6\$ 5-50 PCS -100PCS +100PCS</p> |

| | | |
|--|--|---|
|  <p>bht-006Y</p> | <p>Mounting Bracket for 250 / 450 Watt GEARED Motor (Style: MY1018Z)</p> | <p>1PCS 10\$ 5-50 PCS -100PCS +100PCS 1,5\$</p> |
|  <p>bht-00500YONG</p> | <p>MOTEUR BRUSHLESS TYPE PHANTOM 24/36V 250/300W 48v 1000w</p> | <p>5-50 PCS 102 \$ -100PCS 89 \$ + 100PCS 80 \$</p> |
|  <p>bht-00300LAN</p> | <p>MOTEUR BRUSHLESS 24/36V 250/300W</p> | <p>5-50 PCS 122 \$ -100PCS 92 \$ + 100PCS 82 \$</p> |
|  <p>bht-00300HZ</p> | <p>MOTEUR BRUSHLESS AVEC BOITE REDUCTION 24/36V 250/300W</p> | <p>5-50 PCS 122 \$ -100PCS 99 \$ + 100PCS 82 \$</p> |
|  <p>bht-00300HZ</p> | <p>MOTEUR BRUSHLESS AVEC BOITE REDUCTION 24/36V 250/300W</p> | <p>5-50 PCS 122 \$ -100PCS 99 \$ + 100PCS 82 \$</p> |

| | |
|---|--|
|  <p>bht-0068YO MY1016 24 Volt, 250 Watt, 2650 RPM, 13.7 Amp, permanent-magnet motor. 11 tooth sprocket for #25 chain. 12 gauge power leads with standard 1/4" push-in connectors. Mounting bracket measures 4-1/2" x 2-1/8" with 4 threaded mounting holes.</p> | <p>1PCS 35\$ 10-50 PCS 28\$ -100PCS 22\$ +100PCS 15\$</p> |
|  <p>bht-00135YO MY1016Z3 24 Volt, 350 Watt, 3000 RPM, 18.7 Amp, permanent-magnet motor. 9 tooth sprocket for 1/2" x 1/8" pitch chain. 12 gauge power leads. Gear Ratio: 88:9 (9.778)</p> | <p>1PCS 60\$ 5-50 PCS -100PCS +100PCS</p> |
|  <p>bht-00YO MY1016 24 Volt, 350 Watt, 2650 RPM, 19.2 Amp, permanent-magnet motor. 11 tooth sprocket for #25 chain. 12 gauge power leads with standard 1/4" push-in connectors. Mounting bracket measures 4-1/2" x 2-1/8" with 4 threaded mounting holes.</p> | <p>1PCS 28\$ 5-50 PCS -100PCS +100PCS</p> |
|  <p>bht-00YO MY1016 36 Volt, 350 Watt, 2500 RPM, 11.5 Amp, permanent-magnet motor. 11 tooth sprocket for #25 chain. 12 gauge power leads with standard 1/4" push-in connectors. Mounting bracket measures 4-1/2" x 2-1/8" with 4 threaded mounting holes.</p> | <p>1PCS 45\$ 5-50 PCS -100PCS +100PCS</p> |

| | |
|--|--|
|  <p>bht-00110YO MY1018Z 24 Volt, 450 Watt, 3000 RPM, 24.0 Amp, permanent-magnet motor. 9 tooth sprocket for 1/2" x 1/8" pitch chain. 12 gauge power leads Gear Ratio: 79:11 (7.182)</p> | <p>1PCS 60\$ 10-50 PCS 39\$ -100PCS 28\$ +100PCS 22\$</p> |
|  <p>bht-00110 MY1020 24 Volt, 500 Watt, 2500 RPM, 27.4 Amp, permanent-magnet motor. 11 tooth sprocket for #25 chain. 12 gauge power leads Motor Dimensions: 4-1/4" W x 5-1/2" L not including shaft. 4-1/4" W x 6-1/2" L including shaft.</p> | <p>1PCS 56\$ 10-50 PCS 36\$ -100PCS 26\$ +100PCS 20\$</p> |
|  <p>bht-00YO</p> | <p>1PCS 60\$ 5-50 PCS -100PCS +100PCS</p> |
|  <p>bht-00YO 6MY1020Z3 36 Volt, 600 Watt, 3300 RPM Non-Gear Reduced / 480 RPM Gear Reduced, 21.3 Amp, permanent-magnet motor. 10 tooth sprocket for #420 chains. 12 gauge power leads. Gear Ratio: 60:9 (6.67) Mounting bracket measures 4-3/4" x 2-7/8" with 4 mounting holes. Mounting holes 4" center to center across and 2-1/4" center to center across</p> | <p>1PCS 80\$ 5-50 PCS -100PCS +100PCS</p> |

Scooter Drive Axle : A Reduction Axle (800W)_



1PCS
 5-50 PCS
 -100PCS
 +100PCS

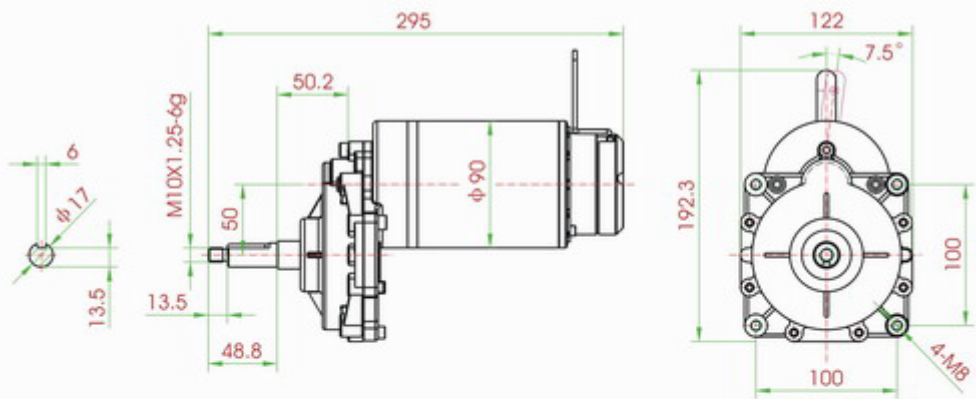
Motor Technical Date (Load)

| Item Power | Torque (N.m) | Rotation Rate (r/min) | Output Power (W) | Voltage (V) | Current (A) | Efficiency (%) |
|---------------|-----------------|--------------------------|---------------------|----------------|----------------|-------------------|
| 500W | 1.50 | 3200±5% | 500 | 24 | 30.0 | ≥ 79 |
| 800W | 1.96 | 3880±5% | 800 | 24 | 44.0 | ≥ 79 |

Reducer Technical Date

| Item Model | No-Load Speed (r/min) | Load Speed (r/min) | Reduction Ratio | Noise (dB) | Axial Clearance | Brake Torque |
|---------------|--------------------------|-----------------------|--------------------|---------------|--------------------|-----------------|
| SCT1-050ABA | 210±5% | 160±5% | 20 : 1 | ≤ 68 | ≤ 0.8 (mm) | ≥ 6.0 (N.m) |
| SCT1-080ABD | 240±5% | 194±5% | | | | |

Wheelchair Driver : _Mini Driver

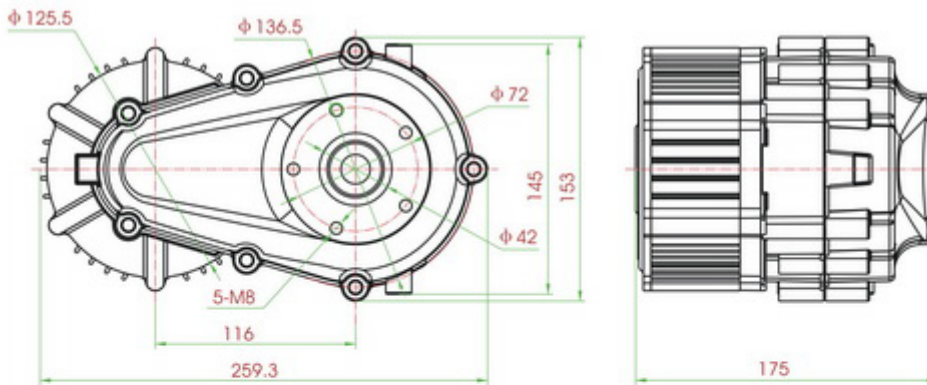


1PCS
5-50 PCS
-100PCS
+100PCS

| Motor Technical Date (Load) | | | | | | | |
|-------------------------------|--------------|-----------------------|------------------|-------------|-------------|----------------|------|
| Item | Torque (N.m) | Rotation Rate (r/min) | Output Power (W) | Voltage (V) | Current (A) | Efficiency (%) | |
| Power | 200W | 0.58 | 3250±5% | 200 | 24 | 11.0 | ≥ 78 |

| Reducer Technical Date | | | | | | | |
|------------------------|-----------------------|--------------------|-----------------|------------|-----------------|--------------|-------------|
| Item | No-Load Speed (r/min) | Load Speed (r/min) | Reduction Ratio | Noise (dB) | Axial Clearance | Brake Torque | |
| Model | SCD1-020CBA | 195±5% | 170±5% | 19 : 1 | ≤ 80 | ≤ 0.8 (mm) | ≥ 3.0 (N.m) |





Trike Refit Motor : Brushless Differential






1PCS
5-50 PCS
-100PCS
+100PCS

| Motor Technical Date (Load) | | | | | | | |
|-------------------------------|------------------|-----------------------|------------------|-------------|-------------|----------------|------|
| Item | Torque (N.m) | Rotation Rate (r/min) | Output Power (W) | Voltage (V) | Current (A) | Efficiency (%) | |
| Power | 500W (Brushless) | 1.68 | 2880±5% | 500 | 48 | 12.0 | ≥ 85 |

| Reducer Technical Date | | | | | |
|------------------------|-----------------------|--------------------|-----------------|------------|------|
| Item | No-Load Speed (r/min) | Load Speed (r/min) | Reduction Ratio | Noise (dB) | |
| Model | SCG2-050C0A | 260±5% | 240±5% | 12 : 1 | ≤ 68 |

| | |
|--|---|
|  <p>bht-00YO Front rim with 3 curved spokes designed for use with all 12-1/2" tires. Features Accepts all 12-1/2" tires and tubes. Designed for use with the 6001Z bearings.</p> | <p>1PCS 12\$ 5-50 PCS -100PCS +100PCS</p> |
|  <p>bht-004a5YO Clutch / Free Wheel Outer Diameter: 3 inches Inner Diameter: 1-3/8 inches</p> | <p>1PCS 4\$ 5-50 PCS -100PCS +100PCS 1,5\$</p> |
|  <p>bht-004aYO 16 Tooth Sprocket / Freewheel This 16 tooth sprocket / freewheel is suited for use with 1/2" x 1/8" pitch bicycle chain. Fits all 1-3/8 inch outer diameter scooter and bike threaded wheel hubs. Outer Diameter: 2-3/4 inches Inner Diameter: 1-3/8 inches</p> | <p>1PCS 7\$ 5-50 PCS -100PCS +100PCS 1,5\$</p> |
|  <p>bht-00 CT-900D Controller for Sea Scooter (12 Volt) Rated Voltage: 12 Volts Maximum Current: 12 Amps Usable Motor: 90 - 200 Watts Under Voltage Protection: 10.0 Volts Suitable for Electric Charger = 1.0 Amps s.</p> | <p>1PCS 10\$ 5-50 PCS -100PCS +100PCS</p> |

| | |
|---|---|
|  <p>bht-0068YO</p> <p>Operating Range:12 ~ 14.4 Volts Current Range: 3.8 ~ 13.8 Amps Speed (RPM): 17600 (At Max Efficency) Output: 198.81 Watts Motor Length: 3-15/16" / 100 mm Motor Diameter: 1-11/16" / 42 mm Motor Shaft Length: 13/16" / 20mm Motor Shaft Diameter: 3/16" / 5mm</p> | <p>200 Watt - 12 Volt Sea Scooter Motor</p> <p>1PCS 40\$ 5-50 PCS -100PCS +100PCS</p> |
|  <p>bht-00aYO</p> <p>4-1/2" aluminum rear rim</p> <p>Features Accepts all 9" x 3.5" x 4" tires and tubes. Dual threaded rear hub for freewheel and band brake. Two piece split rim design. Designed for use with the 6000Z bearings.</p> | <p>4-1/2 in. Aluminum Rear Rim</p> <p>1PCS 14\$ 5-50 PCS -100PCS +100PCS</p> |
|  <p>bht-00aYO</p> <p>4-1/2 in. Aluminum Front Rim</p> <p>4-1/2" aluminum front rim</p> <p>Features Accepts all 9" x 3.5" x 4" tires and tubes. Two piece split rim design. Designed for use with the 6000Z bearings.</p> | <p>4-1/2 in. Aluminum Front Rim</p> <p>1PCS 14\$ 5-50 PCS -100PCS +100PCS</p> |



bht-0059YO

Front Wheel Assembly (Currie)






Includes rim, tire, tube, black band brake assembly, axle, and nut






Front wheel assembly for Razor

Includes rim, 3.00-4 tire and tube, & bearings.

| | |
|----------|------|
| 1PCS | 33\$ |
| 5-50 PCS | 28\$ |
| -100PCS | 16\$ |
| +100PCS | 12\$ |

| | |
|---|--|
|  <p style="text-align: center;">bht-0074YO</p> <p>Rear Wheel Assembly Includes rim, tire, tube, black band brake assembly, chain sprocket, axle, axle spacers and nut 3.00-4 Rear Wheel Assembly including 3.00-4 tire, 3.00-4 inner tube, rear rim, #25 chain sprocket, and wheel bearings</p> | <p>1PCS 39\$ 5-50 PCS 29\$ -100PCS 18\$ +100PCS 15\$\$</p> |
|  <p style="text-align: center;">bht-0040YO</p> <p>Front Wheel Assembly 12-1/2" x 2-1/4" complete rear wheel assembly with curved spokes includes rim, tire, and tube. Axle, bearings, sprocket, and brake drum not included.</p> | <p>1PCS 39\$ 20-50 PCS 18\$ -100PCS 14\$ +100PCS 10\$</p> |
|  <p style="text-align: center;">bht-0055YO</p> <p>Rear Wheel Assembly 12-1/2" x 2-1/4" complete rear wheel assembly with curved spokes includes rim, tire, and tube. Axle, bearings, sprocket, and brake drum not included.</p> | <p>1PCS 39\$ 20-50 PCS 26\$ -100PCS 18\$ +100PCS 12\$</p> |
|  <p style="text-align: center;">bht-008YO</p> <p>PAS 1:1</p> | <p>CAPTEUR PAS 24/36V 250/300W</p> <p>+ 100PCS 3\$</p> |

| | |
|--|---|
|  <p>bht-0035LAN POIGNEE + GAUGE BATTERIE + BOUTON CLAXON 24/36V 250/300W</p> | <p>1PCS 35\$ 5-50 PCS 28\$ -100PCS 14\$ + 100PCS 10\$</p> |
|  <p>bht-0035aLAN POIGNEE + GAUGE BATTERIE 24/36V 250/300W</p> | <p>1PCS 35\$ 5-50 PCS 28\$ -100PCS 14\$ + 100PCS 10\$</p> |
|  <p>bht-0016YO</p> <p>Fits standard 7/8" OD handlebars and cable is approximately 50" long with four push-in connectors. Throttle has 3 LED indicator lights. One LED is for power status and the other two LED indicator lights are for battery status.</p> | <p>1PCS 10\$ 5-50 PCS 8\$ -100PCS 6\$ +100PCS 4\$</p> |
|  <p>bht-007aYO</p> | <p>5-50 PCS 9\$ -100PCS 6\$ + 100PCS 5\$</p> |
|  <p>bht-007YO POIGNEE SIMPLE 24/36V 250/300W</p> | <p>+ 100PCS 3\$</p> |
|  <p>bht-00YO CONTROLLEUR BRUSHLESS 24/36V 250/300W</p> | <p>1PCS 55\$ 5-50 PCS 44\$ -100PCS 25\$ + 100PCS 19\$</p> |

| | |
|---|---|
|  <p>bht-00YO 36v 500w controller has 8 connectors.Model YK31</p> | <p>5-50 PCS -100PCS +100PCS</p> |
|  <p>bht-0028 24 volt controller has 8 connectors.T2430 T3630D</p> | <p>1PCS 22\$ 5-50 PCS 16\$ -100PCS 10\$ +100PCS 6\$</p> |
|  <p>bht-0026 24 volt controller has 8 connectors</p> | <p>1PCS 20\$ 5-50 PCS 16\$ -100PCS 10\$ +100PCS 6\$</p> |
|  <p>bht-001200LAN BATTERY LifEp04 36V 10A AVEC PORTE BAGAGE + FEU ARRIERE + EMLACEMENT CONTROLLEUR</p> | <p>1PCS 499\$ 5-50 PCS 350\$ -100PCS 299\$ + 100PCS 260\$</p> |
|  <p>bht-0095YO 12 Volt / 12 Amp Hour Length:151mm / 6" Width: 99mm / 3-7/8" Height: 94mm / 3-3/4" Total Height (with terminals): 101mm / 4" Weight: Approx. 4.25 kgs (9.37 lbs)</p> | <p>1PCS 25\$ 5-50 PCS 20\$ -100PCS 18\$ +100PCS 15\$</p> |



bht-0032YO

12 Volt / 4.5Amp Hour
 Length:90mm / 3-1/2"
 Width: 70mm / 2-3/4"
 Height: 101mm / 4"
 Total Height (with terminals): 107mm / 4-1/4"
 Weight: Approx. 1.72 kgs (3.8 lbs)

1PCS 14\$
 5-50 PCS 12\$
 -100PCS 10\$
 +100PCS 6\$



bht-00110YO

12 Volt / 18 Amp Hour Length:181mm / 7-1/8"
 Width: 76mm / 3"
 Height: 168mm / 6-5/8"
 Total Height (with terminals): 168mm / 6-5/8"
 Weight: Approx. 6.5 kgs (14.32 lbs)

1PCS 60\$
 5-50 PCS 45\$
 -100PCS 35\$
 +100PCS 25\$



Front Axle

Axle Length: 5-3/4 in. (146mm)
 Axle Diameter: 15/32 in. (12mm)
 Axle Thread Area: 3/4 in. (19mm)



Rear Axle

Axle Length: 6-5/8 in. (168mm)
 Axle Diameter: 15/32 in. (12mm)
 Axle Thread Area: 3/4 in. (19mm)

1PCS 5\$
 5-50 PCS
 -100PCS
 +100PCS



bht-0035YO

36 48 Volt INLINE Charger FAN COOLED

1PCS 40\$
 5-50 PCS
 -100PCS
 +100PCS



bht-0025YO

24 36 48 Volt Charger

| | |
|----------|------|
| 1PCS | 25\$ |
| 5-50 PCS | 20\$ |
| -100PCS | 10\$ |
| +100PCS | 5\$ |