



Spécialiste des véhicules électriques
vélo électrique, pièces détachées, accessoires, kit transformation



Prix de gros depart de Chine ou de Hong-kong
Wholesale price

 <p style="text-align: right;">bht-0030YO</p>	<p>1PCS 15\$ 5-50 PCS 12\$ -100PCS 8\$ +100PCS 6\$</p>
<p>This is a rear trunk for a gas or electric scooter. This item includes all hardware necessary for mounting. RED BLUE</p>  <p style="text-align: right;">bht-0045LAN</p> <p>FEU AVANT A LED + CLAXO + SPEEDOMETRE LCD + JAUGE BATTERIE 24/36V</p>	<p>1PCS 39\$ 5-50 PCS 22 \$ -100PCS 18 \$ + 100PCS 12 \$</p>




1PCS 5\$

5-50 PCS

-100PCS

+ 100PCS




bht-00xq

2 - 3 - 4 - 5 Wire Ignition Switch

Specifications 2 Wire Ignition Switch with 2 keys.

NOTE: Key removable in off position only.



1PCS 5\$

5-50 PCS

-100PCS

+ 100PCS

bht-00fr

INLINE Charging Port (3 Pin)

3 pin INLINE charger port with 10 inches of wire attached.



bht-00gr

PC Style Charging Port (3 Pin)

PC Style charging port with 3 pins and 10 inches of wire with modular connector.
Includes charging port cover as shown in picture.

1PCS 5\$
5-50 PCS
-100PCS
+ 100PCS








bht-00ht

3 Pin INLINE Plug

3 pin INLINE battery charger plug with solder connections

1PCS 5\$
5-50 PCS
-100PCS
+ 100PCS

 <p>bht-002 Pin Modular Connector</p>	 <p>3 Pin Modular Connector</p>	 <p>4 Pin Modular Connector</p>	<p>1PCS 1\$ 5-50 PCS -100PCS + 100PCS</p>
 <p>6 Pin Modular Connector</p>	 <p>9 Pin Modular Connector</p>		

Includes both male and female plastic connectors and metal pins.



bht-005YOrr

Outer Diameter: 140mm / 5-1/2 inches

Inner Diameter: 54mm / 2-1/8 inches

54 Tooth Sprocket for 8mm (T8F) Chain

Shipping Weight: 1.5 lbs.

1PCS 9\$

5-50 PCS

-100PCS

+100PCS 2\$



bht-005YOtt

Outer Diameter: 165mm / 6-3/8 inches

Inner Diameter: 54mm / 2-1/8 inches

63 Tooth Sprocket for 8mm (T8F) Chain

Shipping Weight: 1.3 lbs.

1PCS 9\$

5-50 PCS

-100PCS

+100PCS 2\$



bht-00YOhu

Axle adjuster for rear wheel of electric or gas scooter.

10mm inner diameter hole for axle.

1PCS 3\$

5-50 PCS

-100PCS

+100PCS



bht-00YOjh

Dimensions

Rotor Dimensions

Outer Diameter: 2-3/4" / 70mm

Inner Diameter: 1-3/8" / 35mm

Brake Housing


Outer Diameter: 3-1/2" / 89mm

1PCS 9\$

5-50 PCS

-100PCS

+100PCS



bht-00YOk1

Rotor Dimensions

Outer Diameter: 2-3/8" / 60mm

Inner Diameter: 1-3/8" / 35mm

Brake Housing

Outer Diameter: 3-1/8" / 79mm

1PCS 8\$
5-50 PCS
-100PCS
+100PCS



bht-00YOml

Rotor Dimensions

Outer Diameter: 3-1/2" / 90mm

Inner Diameter: 1-3/8" / 35mm

Brake Housing

Outer Diameter: 4-1/2" / 114mm

1PCS 9\$
5-50 PCS
-100PCS
+100PCS



bht-00YOtt

Disc Brake Caliper (Right)

Designed for use with 120mm, 140mm and 160mm disk brake rotors.

1PCS 9\$
5-50 PCS
-100PCS
+100PCS



bht-00YOgt

120mm disk brake rotor with 3 hole mounting pattern.
Direction indicator arrow on surface of rotor.
Outer Diameter: 120mm
Inner Diameter: 26mm
Thickness: 3mm
Bolt hole spacing: 33mm

1PCS 9\$
5-50 PCS
-100PCS
+100PCS



bht-00YOer

160mm disk brake rotor with 6 hole mounting pattern.
Outer Diameter: 160mm
Inner Diameter: 38mm
Thickness: 2mm
Bolt Pattern: 6 bolt holes, 49mm diagonal spacing

1PCS 9\$
5-50 PCS
-100PCS
+100PCS



bht-00bh

Chain is 13" long folded in half.
8mm chain has a 5/16" spacing between each link.

1PCS 7\$
5-50 PCS
-100PCS
+100PCS 1,80\$



bht-004YOnn

#25 chain has a 1/4" spacing between each link and is approximately 1/4" wide

1PCS 7\$
5-50 PCS
-100PCS
+100PCS 1,5\$



bht-00nj

Specifications

Pin Spacing: 12.7mm / 1/2 inch

Chain is 24 inches long folded in half.

Includes one master link.

428 chain has a 1/2 inch spacing between each link.

1PCS 15\$
5-50 PCS
-100PCS
+100PCS



bht-00df

Specifications (45 Links)

Chain is 22-1/2 inches long folded in half.

Includes one master link.

420 chain has a 1/2 inch spacing between each link.

Dimensions

Pin Spacing: 12.7mm / 1/2 inch

Roller Diameter: 7.7mm / 0.30 inches

1PCS 15\$
5-50 PCS
-100PCS
+100PCS



bht-00Yd

Outer Diameter: 1.0" / 25mm

Inner Diameter: 0.315" / 8mm

This 11 tooth sprocket fits most MY1016 style electric scooter motors.

This sprocket is designed for use with #25 chain.

1PCS 6\$
5-50 PCS
-100PCS
+100PCS



bht-006Yf

1PCS 10\$
5-50 PCS
-100PCS
+100PCS 1,5\$

Mounting Bracket for 250 / 450 Watt GEARED Motor (Style: MY1018Z)



bht-00500YONG

5-50 PCS 102 \$
 -100PCS 89 \$
 + 100PCS 80 \$

MOTEUR BRUSHLESS TYPE PHANTOM 24/36V 250/300W 48v 1000w



bht-00300LANf

5-50 PCS 122 \$
 -100PCS 92 \$
 + 100PCS 82 \$

MOTEUR BRUSHLESS 24/36V 250/300W



bht-00300HZr

5-50 PCS 122 \$
 -100PCS 99 \$
 + 100PCS 82 \$

MOTEUR BRUSHLESS AVEC BOITE REDUCTION
 24/36V 250/300W



bht-00300HZf

5-50 PCS 122 \$
 -100PCS 99 \$
 + 100PCS 82 \$

MOTEUR BRUSHLESS AVEC BOITE REDUCTION
 24/36V 250/300W



bht-0068YO250w

1PCS 35\$
 10-50 PCS 28\$
 -100PCS 22\$
 +100PCS 15\$

MY1016 24 Volt, 250 Watt, 2650 RPM, 13.7 Amp, permanent-magnet motor.

11 tooth sprocket for #25 chain.

12 gauge power leads with standard 1/4" push-in connectors.

Mounting bracket measures 4-1/2" x 2-1/8" with 4 threaded mounting holes.



bht-00135YO350w

1PCS 60\$
 5-50 PCS
 -100PCS
 +100PCS

MY1016Z3 24 Volt, 350 Watt, 3000 RPM, 18.7 Amp, permanent-magnet motor.

9 tooth sprocket for 1/2" x 1/8" pitch chain.

<p>12 gauge power leads. Gear Ratio: 88:9 (9.778)</p>  <p>bht-00YOqs MY1016 24 Volt, 350 Watt, 2650 RPM, 19.2 Amp, permanent-magnet motor. 11 tooth sprocket for #25 chain. 12 gauge power leads with standard 1/4" push-in connectors. Mounting bracket measures 4-1/2" x 2-1/8" with 4 threaded mounting holes.</p>	<p>1PCS 28\$ 5-50 PCS -100PCS +100PCS</p>
 <p>bht-00YOcv MY1016 36 Volt, 350 Watt, 2500 RPM, 11.5 Amp, permanent-magnet motor. 11 tooth sprocket for #25 chain. 12 gauge power leads with standard 1/4" push-in connectors. Mounting bracket measures 4-1/2" x 2-1/8" with 4 threaded mounting holes.</p>	<p>1PCS 45\$ 5-50 PCS -100PCS +100PCS</p>
 <p>bht-00110Youn MY1018Z 24 Volt, 450 Watt, 3000 RPM, 24.0 Amp, permanent-magnet motor. 9 tooth sprocket for 1/2" x 1/8" pitch chain. 12 gauge power leads Gear Ratio: 79:11 (7.182)</p>	<p>1PCS 60\$ 10-50 PCS 39\$ -100PCS 28\$ +100PCS 22\$</p>
 <p>bht-00110ya MY1020 24 Volt, 500 Watt, 2500 RPM, 27.4 Amp, permanent-magnet motor. 11 tooth sprocket for #25 chain. 12 gauge power leads Motor Dimensions: 4-1/4" W x 5-1/2" L not including shaft. 4-1/4" W x 6-1/2" L including shaft.</p>	<p>1PCS 56\$ 10-50 PCS 36\$ -100PCS 26\$ +100PCS 20\$</p>
 <p>bht-00YOhS</p>	<p>1PCS 60\$ 5-50 PCS -100PCS +100PCS</p>



bht-00YOfa

6MY1020Z3 36 Volt, 600 Watt, 3300 RPM Non-Gear Reduced / 480 RPM Gear Reduced, 21.3 Amp, permanent-magnet motor.

10 tooth sprocket for #420 chains.

12 gauge power leads.

Gear Ratio: 60:9 (6.67)

Mounting bracket measures 4-3/4" x 2-7/8" with 4 mounting holes.

Mounting holes 4" center to center across and 2-1/4" center to center across

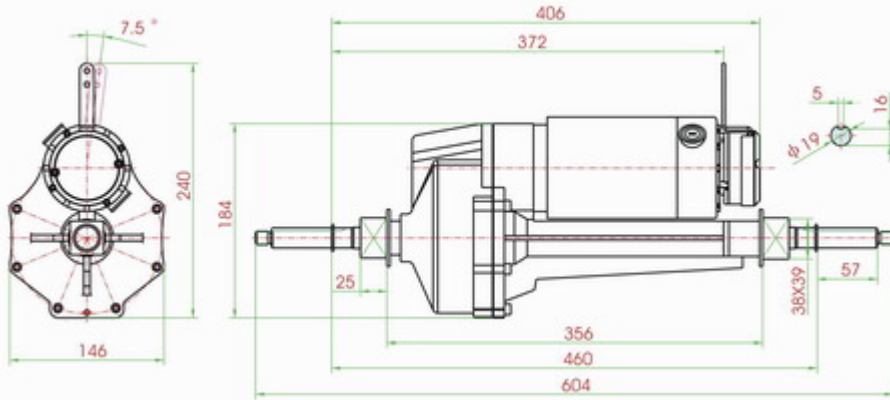
1PCS 80\$

5-50 PCS

-100PCS

+100PCS

Scooter Drive Axle : A Reduction Axle (800W)_



Motor Technical Date (Load)

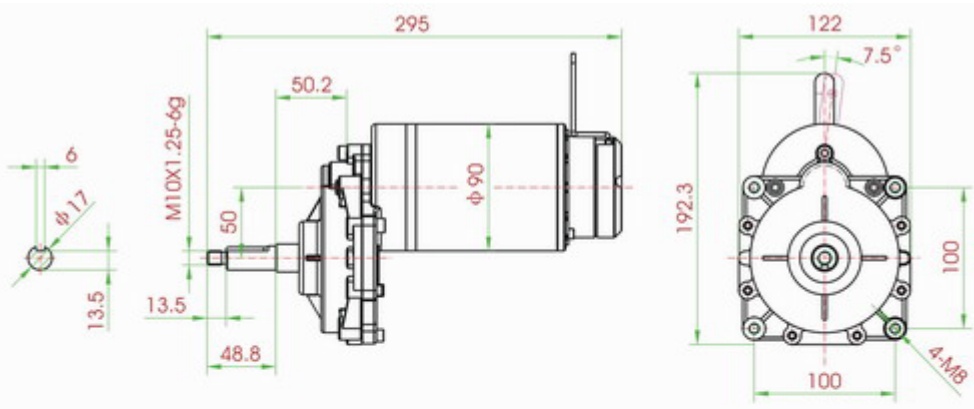
Item Power	Torque (N.m)	Rotation Rate (r/min)	Output Power (W)	Voltage (V)	Current (A)	Efficiency (%)
500W	1.50	3200±5%	500	24	30.0	≥ 79
800W	1.96	3880±5%	800	24	44.0	≥ 79

Reducer Technical Date

Item Model	No-Load Speed (r/min)	Load Speed (r/min)	Reduction Ratio	Noise (dB)	Axial Clearance (mm)	Brake Torque (N.m)
SCT1-050ABA	210±5%	160±5%	20 : 1	≤ 68	≤ 0.8 (mm)	≥ 6.0 (N.m)
SCT1-080ABD	240±5%	194±5%				

1PCS
5-50 PCS
-100PCS
+100PCS

Wheelchair Driver : _Mini Driver

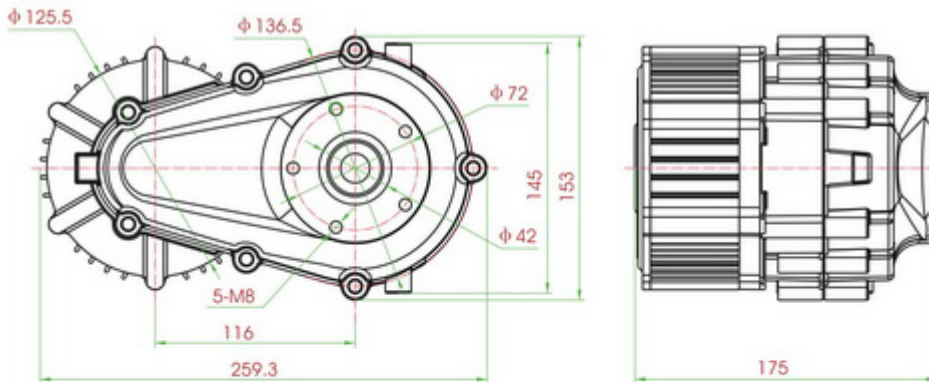


1PCS
5-50 PCS
-100PCS
+100PCS

Motor Technical Date (Load)						
Item	Torque (N.m)	Rotation Rate (r/min)	Output Power (W)	Voltage (V)	Current (A)	Efficiency (%)
Power	0.58	3250±5%	200	24	11.0	≥ 78

Reducer Technical Date						
Model	No-Load Speed (r/min)	Load Speed (r/min)	Reduction Ratio	Noise (dB)	Axial Clearance	Brake Torque
SCD1-020CBA	195±5%	170±5%	19 : 1	≤ 80	≤ 0.8 (mm)	≥ 3.0 (N.m)

Trike Refit Motor : Brushless Differential



1PCS
5-50 PCS
-100PCS
+100PCS

Motor Technical Date (Load)						
Item	Torque (N.m)	Rotation Rate (r/min)	Output Power (W)	Voltage (V)	Current (A)	Efficiency (%)
500W (Brushless)	1.68	2880±5%	500	48	12.0	≥ 85

Reducer Technical Date				
Item	No-Load Speed (r/min)	Load Speed (r/min)	Reduction Ratio	Noise (dB)
SCG2-050C0A	260±5%	240±5%	12 : 1	≤ 68



bht-00YOgg

Front rim with 3 curved spokes designed for use with all 12-1/2" tires.

Features

Accepts all 12-1/2" tires and tubes.

1PCS 12\$
5-50 PCS
-100PCS
+100PCS

Designed for use with the 6001Z bearings.



bht-004a5YOds

Clutch / Free Wheel

Outer Diameter: 3 inches

Inner Diameter: 1-3/8 inches

1PCS 4\$

5-50 PCS

-100PCS

+100PCS 1,5\$



bht-004aYOgl

16 Tooth Sprocket / Freewheel

This 16 tooth sprocket / freewheel is suited for use with 1/2" x 1/8" pitch bicycle chain.

Fits all 1-3/8 inch outer diameter scooter and bike threaded wheel hubs.

Outer Diameter: 2-3/4 inches


Inner Diameter: 1-3/8 inches

1PCS 7\$

5-50 PCS

-100PCS

+100PCS 1,5\$



bht-00mq

CT-900D Controller for Sea Scooter (12 Volt)

Rated Voltage: 12 Volts

Maximum Current: 12 Amps

Usable Motor: 90 - 200 Watts

Under Voltage Protection: 10.0 Volts

Suitable for Electric Charger = 1.0 Amps s.

1PCS 10\$

5-50 PCS

-100PCS

+100PCS



bht-0068YOmp

Operating Range: 12 ~ 14.4 Volts

Current Range: 3.8 ~ 13.8 Amps

Speed (RPM): 17600 (At Max Efficiency)

Output: 198.81 Watts

Motor Length: 3-15/16" / 100 mm

Motor Diameter: 1-11/16" / 42 mm

Motor Shaft Length: 13/16" / 20mm

Motor Shaft Diameter: 3/16" / 5mm

200 Watt - 12 Volt
Sea Scooter Motor

1PCS 40\$

5-50 PCS

-100PCS

+100PCS



bht-00aYOgk

4-1/2" aluminum rear rim

Features

Accepts all 9" x 3.5" x 4" tires and tubes.

Dual threaded rear hub for freewheel and band brake.

Two piece split rim design.

Designed for use with the 6000Z bearings.

4-1/2 in. Aluminum
Rear Rim

1PCS 14\$

5-50 PCS

-100PCS

+100PCS



bht-00aYOpx

4-1/2 in. Aluminum Front Rim

4-1/2" aluminum front rim

Features

Accepts all 9" x 3.5" x 4" tires and tubes.

Two piece split rim design.

Designed for use with the 6000Z bearings.

4-1/2 in.
Aluminum Front
Rim

1PCS 14\$

5-50 PCS

-100PCS

+100PCS



bht-0059YObb

Front Wheel Assembly (Currie)

Includes rim, tire, tube, black band brake assembly, axle, and nut

Front wheel assembly for Razor

Includes rim, 3.00-4 tire and tube, & bearings.

1PCS 33\$

5-50 PCS 28\$

-100PCS 16\$

+100PCS 12\$



bht-0074YOcc

Rear Wheel Assembly

Includes rim, tire, tube, black band brake assembly, chain sprocket, axle, axle spacers and nut

3.00-4 Rear Wheel Assembly including 3.00-4 tire, 3.00-4 inner tube, rear rim, #25 chain sprocket, and wheel bearings

1PCS 39\$
 5-50 PCS 29\$
 -100PCS 18\$
 +100PCS 15\$



bht-0040YOgm

Front Wheel Assembly

12-1/2" x 2-1/4" complete rear wheel assembly with curved spokes includes rim, tire, and tube. Axle, bearings, sprocket, and brake drum not included.

1PCS 39\$
 20-50 PCS 18\$
 -100PCS 14\$
 +100PCS 10\$



bht-0055YOgn

Rear Wheel Assembly

12-1/2" x 2-1/4" complete rear wheel assembly with curved spokes includes rim, tire, and tube. Axle, bearings, sprocket, and brake drum not included.







1PCS 39\$
 20-50 PCS 26\$
 -100PCS 18\$
 +100PCS 12\$




bht-008YOmw

PAS 1:1

CAPTEUR PAS
 24/36V 250/300W
 + 100PCS 3\$

 <p>bht-0035LANmm POIGNEE + GAUGE BATTERIE + BOUTON CLAXON 24/36V 250/300W</p>	<p>1PCS 35\$ 5-50 PCS 28\$ -100PCS 14\$ + 100PCS 10\$</p>
 <p>bht-0035aLANnn POIGNEE + GAUGE BATTERIE 24/36V 250/300W</p>	<p>1PCS 35\$ 5-50 PCS 28\$ -100PCS 14\$ + 100PCS 10\$</p>
 <p>bht-0016YOmm</p> <p>Fits standard 7/8" OD handlebars and cable is approximately 50" long with four push-in connectors. Throttle has 3 LED indicator lights. One LED is for power status and the other two LED indicator lights are for battery status.</p>	<p>1PCS 10\$ 5-50 PCS 8\$ -100PCS 6\$ +100PCS 4\$</p>
 <p>bht-007aYOkt</p>	<p>5-50 PCS 9\$ -100PCS 6\$ + 100PCS 5\$</p>
 <p>bht-007YOkn POIGNEE SIMPLE 24/36V 250/300W</p>	<p>+ 100PCS 3\$</p>
 <p>bht-00YOvt CONTROLLEUR BRUSHLESS 24/36V 250/300W</p>	<p>1PCS 55\$ 5-50 PCS 44\$ -100PCS 25\$ + 100PCS 19\$</p>



bht-00YOyu

36v 500w controller has 8 connectors.Model YK31

5-50 PCS
-100PCS
+100PCS



bht-0028ns

24 volt controller has 8 connectors.T2430 T3630D

1PCS 22\$
5-50 PCS 16\$
-100PCS 10\$
+100PCS 6\$



bht-0026nj

24 volt controller has 8 connectors

1PCS 20\$
5-50 PCS 16\$
-100PCS 10\$
+100PCS 6\$



bht-001200LANli

BATTERY LifEp04 36V 10A AVEC PORTE BAGAGE + FEU ARRIERE +
EMPLACEMENT CONTROLLEUR

1PCS 499\$
5-50 PCS 350\$
-100PCS 299\$
+ 100PCS 260\$



bht-0095YOpc

12 Volt / 12 Amp Hour

Length: 151mm / 6"

Width: 99mm / 3-7/8"

Height: 94mm / 3-3/4"

Total Height (with terminals): 101mm / 4"

Weight: Approx. 4.25 kgs (9.37 lbs)

1PCS 25\$
5-50 PCS 20\$
-100PCS 18\$
+100PCS 15\$



bht-0032YOpM

12 Volt / 4.5Amp Hour
Length:90mm / 3-1/2"
Width: 70mm / 2-3/4"
Height: 101mm / 4"
Total Height (with terminals): 107mm / 4-1/4"
Weight: Approx. 1.72 kgs (3.8 lbs)

1PCS 14\$
5-50 PCS 12\$
-100PCS 10\$
+100PCS 6\$



bht-00110YOpb

12 Volt / 18 Amp Hour Length:181mm / 7-1/8"
Width: 76mm / 3"
Height: 168mm / 6-5/8"
Total Height (with terminals): 168mm / 6-5/8"
Weight: Approx. 6.5 kgs (14.32 lbs)

1PCS 60\$
5-50 PCS 45\$
-100PCS 35\$
+100PCS 25\$



Front Axle

Axle Length: 5-3/4 in. (146mm)
Axle Diameter: 15/32 in. (12mm)
Axle Thread Area: 3/4 in. (19mm)



Rear Axle

Axle Length: 6-5/8 in. (168mm)
Axle Diameter: 15/32 in. (12mm)
Axle Thread Area: 3/4 in. (19mm)

1PCS 5\$
5-50 PCS
-100PCS
+100PCS



bht-0035YOkd

36 48 Volt INLINE Charger FAN COOLED

1PCS 40\$
5-50 PCS
-100PCS
+100PCS



24 36 48 Volt Charger

bht-0025YOkf

1PCS	25\$
5-50 PCS	20\$
-100PCS	10\$
+100PCS	5\$